

**Cloud6 2x2 S**

Cloud Managed Wi-Fi 6 2x2 Indoor Access Point

Overview

EnGenius Cloud Managed Wi-Fi 6 2x2 Indoor Access Point ECW220 S supports dual concurrent 802.11ax Wi-Fi 6 architecture, delivering supercharged speeds up to 1,200 Mbps (5 GHz), and up to 600 Mbps (2.4 GHz). With WPA3 & WPA2-AES authentication support, remote monitoring & troubleshooting, and Mesh Wireless Support for optimized signal quality, it's easy to set up and manage an unlimited number of APs with the EnGenius Cloud App.



Features & Benefits

- Dual concurrent 802.11ax Wi-Fi 6 architecture & backward-compatible
- Supercharged speeds up to 1,200 Mbps (5 GHz) & up to 600 Mbps (2.4 GHz)
- 1 GbE realizes greater throughput and supports 802.3af & 48V PoE input for flexible installation over 100 meters (328 feet)
- Wireless security detection and protection by WIPS radio
- BLE client list by beacon scan
- WPA3 & WPA2-AES authentication support
- Cloud Managed with AP & Mesh mode
- Quick-scan device register & configuration and remote monitoring & troubleshooting
- Cloud manage an unlimited number of APs from anywhere with the EnGenius Cloud App
- Mesh Wireless Support simplifies setup, optimizes signals & self-heals

Technical Specifications

Technical Specifications

Standards

IEEE 802.11ax on 2.4 GHz

IEEE 802.11ax on 5 GHz

Backward compatible with 802.11a/b/g/n/ac

Antenna

2 x 2.4 GHz: 4 dBi(Integrated Omni-Directional)

2 x 5 GHz: 5 dBi(Integrated Omni-Directional)

Physical Interfaces

1 x GE Port (PoE+)

1 x DC Jack

1 x Reset Button

LED indicators

1 x Power

1 x LAN

1 x 2.4 GHz

1 x 5 GHz

Power Source

Power-over-Ethernet: 802.3af/at Input

12VDC /1.5A Power Adapter

Maximum Power Consumption

12.8W

Wireless & Radio Specifications

Operating Frequency

Dual-Radio Concurrent 2.4 GHz & 5 GHz

Operation Modes

Managed mode: AP, AP Mesh, Mesh

Frequency Radio

2.4 GHz: 2400 MHz ~ 2482 MHz

5 GHz: 5150 MHz ~ 5250 MHz, 5250 MHz ~ 5350 MHz, 5470 MHz ~ 5725 MHz, 5725 MHz ~ 5850 MHz

Transmit Power

Up to 25 dBm on 2.4 GHz

Up to 24 dBm on 5 GHz

(Maximum power is limited by regulatory domain)

Radio Chains

2 x 2:2

SU-MIMO

Two (2) spatial stream Single User (SU) MIMO for up to 574 Mbps wireless data rate with HE40 bandwidth to a 2x2 wireless client device under the 2.4GHz radio.

Two (2) spatial stream Single User (SU) MIMO for up to 1,200 Mbps wireless data rate with VHT80 to a 2x2 wireless device under the 5GHz radio.

MU-MIMO

Two (2) spatial streams Multiple (MU)-MIMO up to 1,200 Mbps wireless data rate for transmitting to two (2) streams MU-MIMO 11ax capable wireless client devices under 5GHz simultaneously.

Two (2) spatial streams Multiple (MU)-MIMO up to 574 Mbps wireless data rate for transmitting to two (2) streams MU-MIMO 11ax capable wireless client devices under 2.4GHz simultaneously.

Supported Data Rates

802.11ax:

2.4 GHz: 9 to 574 (MCS0 to MCS11, NSS = 1 to 2)

5 GHz: 18 to 1200 (MCS0 to MCS11, NSS = 1 to 2)

802.11b: 1, 2, 5.5, 11

802.11a/g: 6, 9, 12, 18, 36, 48, 54

802.11n: 6.5 to 300 Mbps (MCS0 to MCS15)

802.11ac: 6.5 to 867 Mbps (MCS0 to MCS9, NSS = 1 to 2)

Supported Radio Technologies

802.11ax: Orthogonal Frequency Division Multiple Access(OFDMA)

802.11a/g/n/ac: Orthogonal Frequency Division Multiple (OFDM)

802.11b: Direct-sequence spread-spectrum (DSSS)

Channelization

802.11ax supports high efficiency throughput (HE) –HE 20/40/80 MHz

802.11ac supports very high throughput (VHT) –VHT 20/40/80 MHz

802.11n supports high throughput (HT) –HT 20/40 MHz

802.11n supports high throughput under the 2.4GHz radio –HT40 MHz (256-QAM)

802.11n/ac/ax packet aggregation: A-MPDU, A-SPDU

Supported Modulation

802.11ax: BPSK, QPSK, 16-QAM, 64-QAM, 256-QAM, 1024-QAM

802.11ac: BPSK, QPSK, 16-QAM, 64-QAM, 256-QAM

802.11a/g/n: BPSK, QPSK, 16-QAM, 64-QAM

802.11b: BPSK, QPSK, CCK

Max Concurrent User

512 Per radio

Technical Specifications

Management Features

Multiple BSSID

8 SSIDs on both 2.4GHz and 5GHz bands

VLAN Tagging

Supports 802.1q SSID-to-VLAN Tagging

Cross-Band VLAN Pass-Through

Management VLAN

Spanning Tree

Supports 802.1d Spanning Tree Protocol

QoS (Quality of Service)

Complaint With IEEE 802.11e Standard

WMM

SNMP

v1, v2c, v3

MIB

I/II, Private MIB

Fast Roaming

802.11r/k

Wireless Security

WPA2-PSK

WPA2-Enterprise

WPA3-PSK

WPA3-Enterprise

Hide SSID in Beacons

Wireless STA (Client) Connected List

Client Isolation

Environmental & Physical

Temperature Range

Operating: 32°F~104°F (0 °C~40 °C)

Storage: -40 °F~176 °F (-40 °C~80 °C)

Humidity (non-condensing)

Operating: 90% or less

Storage: 90% or less

Dimensions & Weight

Weight

390 g

Dimensions

160 x 160 x 33.2 mm

Package Contents

1 – ECW220S Cloud Managed Indoor Access Point

1 – Ceiling Mount Base (9/16" Trail)

1 – Ceiling Mount Base (15/16" Trail)

1 – Ceiling and Wall Mount Screw Kit

1 – Quick Installation Guide

Compliance

Regulatory Compliance

FCC

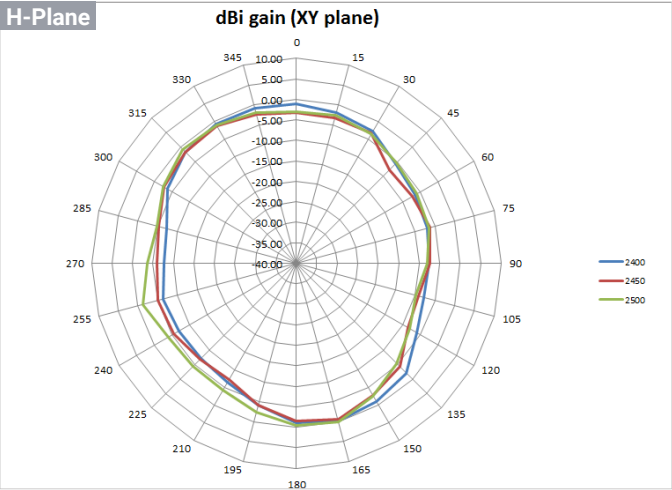
CE

IC

Antennas Patterns

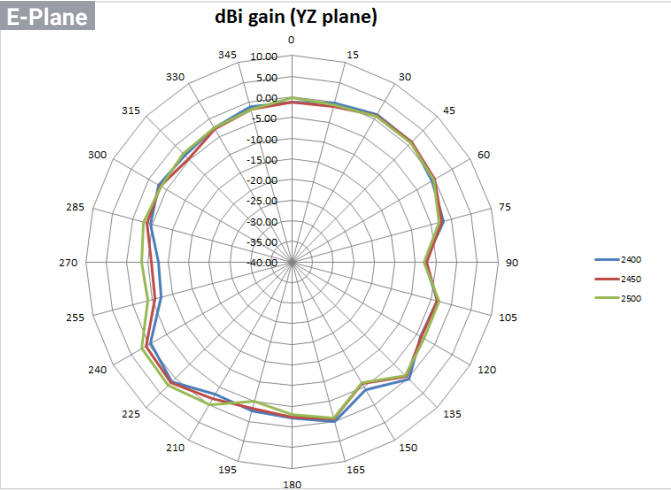
2.4GHz

H-Plane



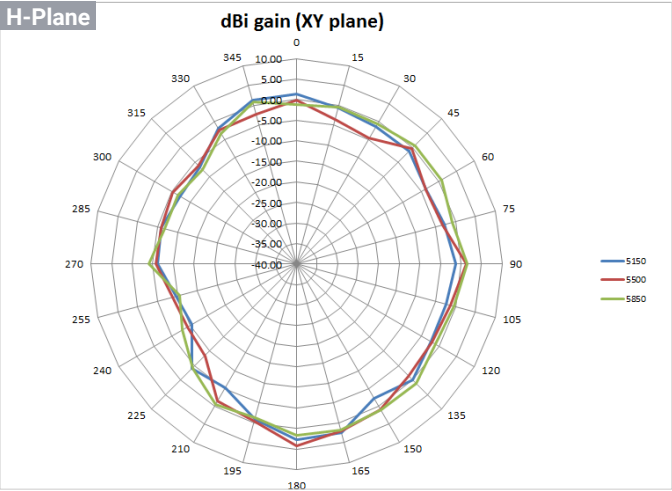
2.4GHz

E-Plane



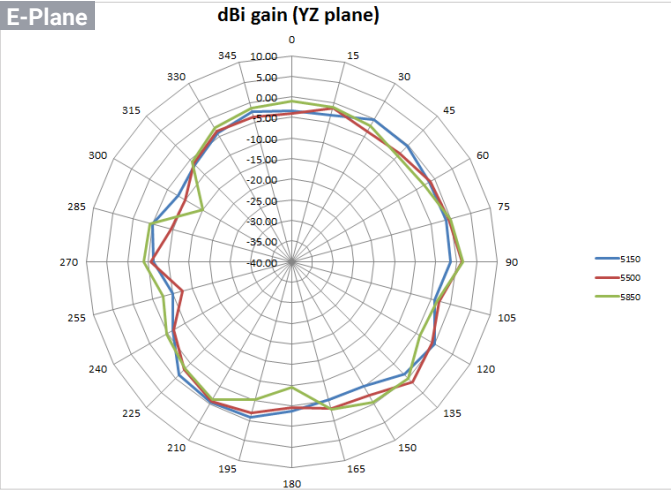
5GHz

H-Plane

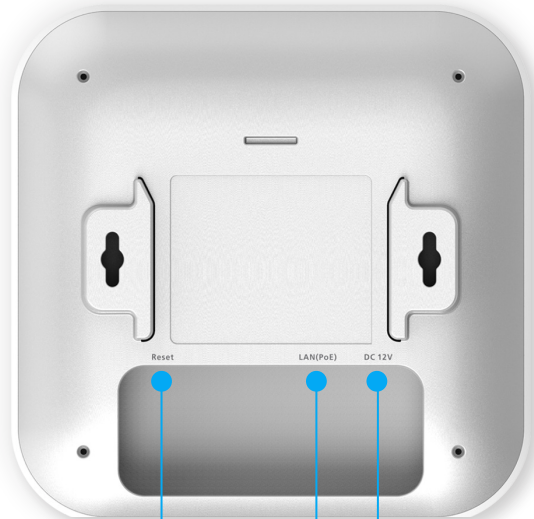



5GHz

E-Plane



Hardware Overviews



Reset Button

RJ45
(Power-over-Ethernet)

DC-In
connector



EnGenius Technologies | Costa Mesa, California, USA

Email: support@engeniustech.com
Website: www.engeniustech.com
Local contact: (+1) 714 432 8668

EnGenius Networks Singapore Pte Ltd. | Singapore

Email: techsupport@engeniustech.com.sg
Website: www.engeniustech.com.sg
Local contact: (+65) 6227 1088

EnGenius Technologies Canada | Ontario, Canada

Email: support@engeniustech.com
Website: www.engeniustech.com
Local contact: (+1) 905 940 8181

EnGenius Networks Dubai | Dubai, UAE

Email: support@engeniustech-me.com
Website: www.engeniustech-me.com
Local contact: (+971) 4 339 1227

EnGenius Networks Europe B.V. | Eindhoven, Netherlands

Email: support@engeniustech.com.eu
Website: www.engeniustech.com.eu
Local contact: (+31) 40 8200 887

恩碩科技股份有限公司 | Taiwan, R.O.C.

Email: sales@engeniustech.com.tw
Website: www.engeniustech.com.tw
Local contact: (+886) 933 250 628

Features and specifications subject to change without notice. Trademarks and registered trademarks are the property of their respective owners. These limits are designed to provide reasonable protection against harmful interference in a residential installation. This equipment generates, uses, and can radiate radio frequency energy and, if not installed and used in accordance with the instructions, may cause harmful interference to radio communications. Operation of this equipment in a residential area is likely to cause harmful interference in which case the user will be required to correct the interference at his/her own expense. Prior to installing any surveillance equipment, it is your responsibility to ensure the installation is in compliance with local, state and federal video and audio surveillance and privacy laws.

Version 1.0 08252023

EnGenius