



EnGenius Cloud-managed Switch Series

Optimal Performance, Enterprise Features & Cloud Management

ECS series switches can be managed by EnGenius Cloud or work as standalone switches, providing enterprise-class features for simplifying network configuration and monitoring at prices affordable to small and mid-sized businesses. With advanced management, EnGenius Switches enhance network performance to allow companies to focus on growing their business.

Simple — With easy-to-deploy design, EnGenius Managed Gigabit Non-PoE and PoE Switches are operational within minutes. Organizations with limited IT support and budgets can create a reliable, efficiently managed network in no time.


Flexible — Choose the port and physical configuration that meets your network and space requirements for optimal performance. Select the management method most effective for the network.

Reliable — EnGenius Cloud's reliable Gigabit or Multi-Gigabit access for networked devices reduces delays that interrupt communications.

Secure — Keep your network safe with port and server-based security in addition to two factor authentication and encryption. By setting up event-based alerts, receive push notifications through the EnGenius Cloud To-Go app when potential issues arise.

Features & Benefits

- Real-time system metrics, deep-dive analytics, and remote configuration
- Full-featured layer 2+ switching
- 1G/2.5G/10G Base-T Ethernet ports provide high-band width aggregation connectivity to support high-speed access to the backbone of your network
- A wide range of PoE/PoE+/PoE++ switches that support 802.3af/at/bt on all ports, supporting PoE budgets from 55W to 740W
- Full-port 10G switch or mixed-port Multi-G switch with four SFP+ uplink ports to extend connectivity via fiber uplinks, redundancy, and failover
- Network troubleshooting, monitoring, and e-mail alerts
- Advanced view displays network topology with devices and relationships
- First aggregation switch with full-port 10G SFP+ and Layer 3 features
- Advanced PoE features for surveillance: PoE extended mode, PD lifeguard, and Continuous PoE power



Benefits to Help Grow Your Business

Increased Flexibility for Network Design

Select either 8,10,24, or 48 Gigaport ports and Power-over-Ethernet layer 2 switches with 1 Gbps SFP or 10 Gbps SFP+ ports. Cloud Managed switch model options also include desktop and rack mountable, fanless, and SmartFan designs.

High Performance Up of 10G Ethernet Capacity

The EnGenius Cloud-enabled switch series comes with multi-gigabit models that support 1G/2.5G/10G Base-T Ethernet ports that can transmit and receive data traffic without any loss. Capable of powering the performance of 802.11ax access points to support bandwidth larger than one gigabit per second, EnGenius switches provides faster overall network performance.

Maximum Power Supply Capabilities to Future-proof Devices with 802.3bt

By providing a wide range of PoE/PoE+/PoE++ models that support 802.3af/802.3at/802.3bt on all ports, companies can regulate power budgets according to device requirements and remotely power cycle individual ports. The 802.3bt standard of EnGenius switches delivers up to 60W of power to optimize the power management and longevity of your network devices, such as Wi-Fi 6 access points, outdoor surveillance cameras with heaters, and emerging power-hungry IoT devices.

High-Speed Gigabit with Fiber

The switch's 1 Gbps SFP or 10 Gbps SFP+ slots options connect wired network segments throughout buildings extending beyond the limitations of Ethernet cabling. By reducing delays, businesses experience more consistent and uninterrupted communications.

Increased Access Control and Security

Protect the network with 802.1X port-based client authentication with dynamic VLAN and security through a RADIUS server. Administrators can use Access Control Lists (ACLs) to see who has access to network segments while screening traffic from unauthorized MAC or IP addresses. By establishing a guest VLAN to grant and limit Internet resources for visitors, guests can use the network while also keeping the network secure.

Improved VLAN/Voice and Quality of Service

Segment the network by departments or traffic types for increased performance and security with 802.1Q VLAN statically or dynamically. While 802.1p Class of Service prioritizes compliant VoIP and video traffic ensuring bandwidth intensive, time-sensitive data is forwarded immediately for clear, smooth voice and video delivery.

The screenshot displays the EnGenius Cloud Management interface. At the top, the user is logged in as 'EnGenius_Taipei' and viewing the 'Switches' section. A search bar and navigation icons are on the left. The main area shows a table of switches:

Name	MAC	Model Name	WAN IP	LAN IP	Port(Active/Total)	FW Version	Network	Uptime	Last Update	Actions
ECS1008P-Lobby	[MAC]	ECS1008P	[IP]	[IP]	1/8	v1.1.11-2.01.045	8F	39d 23h 38m	2 minutes ago	Details Reboot
ECS1552FP	[MAC]	ECS1552FP	[IP]	[IP]	10/52	v1.1.11-3.01.045	7F	10d 15h 55m	2 minutes ago	Details Reboot

Below the table, two detailed views are shown:

- Port view for ECS1008P-Lobby:** Shows 8 ports. Legend: 100/10 Mbps (orange), 1 Gbps (green), 10 Gbps (blue), Disconnected (grey), Disabled (black). Ports 1-8 are all 1 Gbps. VLAN configuration: VLAN 1 is tagged on all ports (1-8). Status: PoE(Used/Total) 0W/55W, STP Enabled.
- Port view for ECS1552FP:** Shows 52 ports. Legend: 100/10 Mbps (orange), 1 Gbps (green), 10 Gbps (blue), Disconnected (grey), Disabled (black). Ports 1-51 are all 1 Gbps. VLAN configuration: VLAN 1 is tagged on ports 100 and 2113. Status: PoE(Used/Total) 25.1W/740W, STP Enabled.

Provides In-Depth Network Visibility

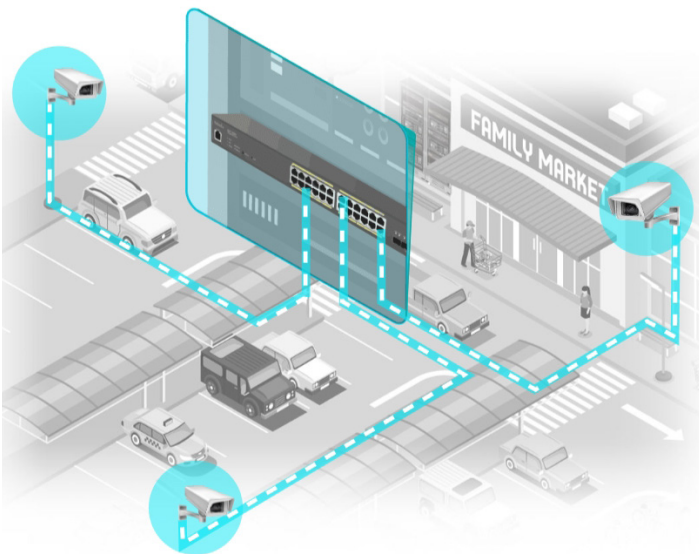
The Network Topology View automatically maps the network deployment and displays device relationships across the infrastructure. No more manual tracking required — simply use Network Topology view to troubleshoot switches or access points directly from the cloud management interface. Grab high-level information by hovering over the device icon or click on details to take you right to the cloud device page.

Advanced Cloud Authentication

With EnGenius Cloud, your network devices are protected with two-factor authentication and non-sequential serial numbers and MAC address verification to ensure only authorized cloud devices are on the network. Once devices are authenticated, a secure tunnel is established between the device and the cloud management system with a unique certificate to encrypt transmissions.

Advanced PoE Features Designing for Surveillance

The PoE switches feature surveillance friendly functions to relieve the pain points of deployment and management for IP cameras. These advanced features are all based on the Power-over-Ethernet technology. The PoE extended mode allows you to deploy the camera over Ethernet cable at a more extended range up to 250 meters. PD lifeguard real-time monitors the status of the camera and auto-reboot the camera when it is down. The continuous PoE power supplies the IP camera in operation without interruption of the switch rebooting during switch firmware upgrading.



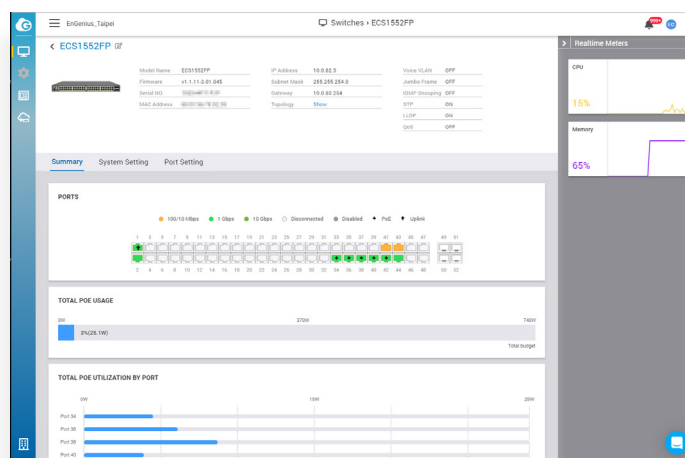
Cloud Improves Setup, Registry ,and Device Management

For quick and simple setup manage your switches using EnGenius Cloud. Scan and assign switches into an organization and network for device registration and configuration using the EnGenius Cloud To-Go app. Simply refine configurations under the list view for switches in the switch's detail page after initial setup and registration.

EnGenius Cloud's dashboard provides a quick health check status of all your switches in an organization and network and quick access into detailed switch configurations and system information.

Conveniently & easily monitor and troubleshoot all of your network switches in one location using switch list and detail view to compare resources, check overall configurations and real-time meters, and configure detailed system and port settings.

Set maintenance schedules across times zones to improve up-time, enable remote system log to track system modifications or configuration changes, establish event-based email alerts and receive push notifications via the EnGenius Cloud To-Go app.

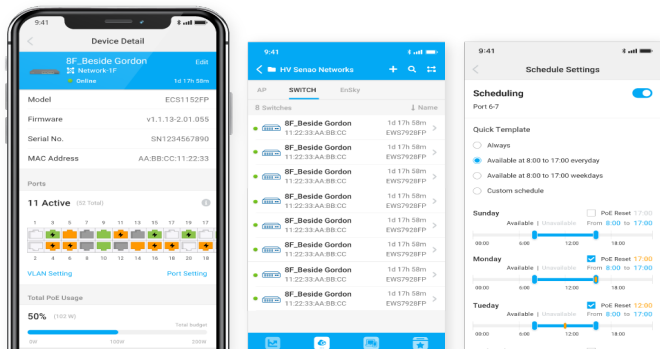


Simplified Switch Management, Visibility, and Troubleshooting

By using multiple methods to manage switches, EnGenius decreases administration time through remote management, visibility, and troubleshooting. Select the most effective management approach based on network architecture, administrative permissions, technical aptitude, or even budget.

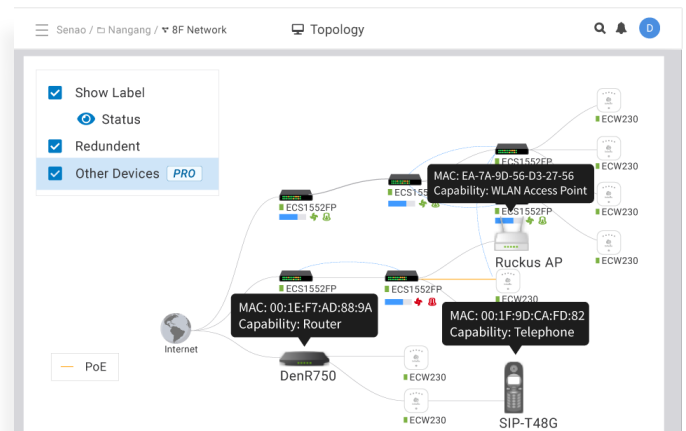
Local Management – manage and configure each EnGenius switch in a standalone setup from its intuitive user interface that provides full access into all the Layer 2 switching features.

Cloud Management – remotely or locally manage EnGenius switches with EnGenius Cloud, a true license-free cloud management solution that provides quick deployment from anywhere, deep-dive analytics to review system performance, and custom device alerts through a simple to use smart phone app.





Advanced Topology to monitor the whole network including 3rd-Party Devices





Besides EnGenius Switch and AP to be discovered in the Topology, in professional mode, the Topology can discover 3rd party devices to have a holistic view of the Networking Topology. The topology view displays the actual connection of the devices in your network. You can see Access Points and Switches' real-time status and check the detailed information of PoE status, IP and MAC address, and throughput. In professional mode, you can also view the device name, capability, vendor, and IP address of third-party devices to have overall control of network status.








EnGenius Cloud Switches

Gigabit Switch					
					
Model Name	L2Plus 8 PoE	L2Plus 8 Full PoE	L2Plus 24		L2Plus 24 PoE
Model Number	ECS1008P	ECS1112FP	ECS1528T	ECS1528	ECS1528P
Switch Class	Layer 2+	Layer 2+	Layer 2+	Layer 2+	Layer 2+
Gigabit Ethernet Ports	8	10	24	24	24
Multi-Gigabit Ethernet Ports	-	-	-	-	-
SFP Ports	-	2	-	-	-
SFP+ Ports	-	-	4	4	4
RJ45 Console Port	-	●	●	●	●
Form Factor	9.45" (desktop)	13" 1U	13" 1U	19" 1U	19" 1U
Power-over-Ethernet	802.3af/at	802.3af/at	-	-	802.3af/at
Total PoE Budget	55W	130W	-	-	240W
PoE Capable Ports	Ports 1-8	Ports 1-8	-	-	Ports 1-24
Switching Capacity	16Gbps	24Gbps	128Gbps	128Gbps	128Gbps
Packet Forwarding Rate (Mpps)	11.904Mpps	17.856Mpps	95.23Mpps	95.23Mpps	95.23Mpps
MAC Address Table	8K	8K	16K	16K	16K
Packet Buffer Memory	512KB	512KB	1.5MB	1.5MB	1.5MB
Full-load Power Consumption	62.05 Watts	152.8 Watts	24.41 Watts	24.41 Watts	297.6 Watts
PoE Extended Mode	●	●	-	-	●
PD Lifeguard	●	●	-	-	●
Continuous PoE Power	●	●	-	-	●
Dimensions	240mm x 105mm x 27mm	330mm x 230mm x 44mm	330mm x 230mm x 44mm	440mm x 260mm x 44mm	440mm x 260mm x 44mm






EnGenius Cloud Switches

Gigabit Switch				
				
Model Name	L2Plus 24 Full PoE	L2Plus 48	L2Plus 48 PoE	L2Plus 48 Full PoE
Model Number	ECS1528FP	ECS1552	ECS1552P	ECS1552FP
Switch Class	Layer 2+	Layer 2+	Layer 2+	Layer 2+
Gigabit Ethernet Ports	24	48	48	48
Multi-Gigabit Ethernet Ports	-	-	-	-
SFP Ports	-	-	-	-
SFP+ Ports	4	4	4	4
RJ45 Console Ports	●	●	●	●
Form Factor	19" 1U	19" 1U	19" 1U	19" 1U
Power-over-Ethernet	802.3af/at		802.3af/at	802.3af/at
Total PoE Budget	410W	-	410W	740W
PoE Capable Ports	Ports 1-24	-	Ports 1-48	Ports 1-48
Switching Capacity	128Gbps	176Gbps	176Gbps	176Gbps
Packet Forwarding Rate (Mpps)	95.23Mpps	130.95Mpps	130.95Mpps	130.95Mpps
MAC Address Table	16K	32K	32K	32K
Packet Buffer Memory	1.5MB	2MB	2MB	2MB
Full-load Power Consumption	500.46 Watts	43.92 Watts	476.3 Watts	885 Watts
PoE Extended Mode	●	-	●	●
PD Lifeguard	●	-	●	●
Continuous PoE Power	●	-	●	●
Dimensions	440mm x 260mm x 44mm	440mm x 260mm x 44mm	440mm x 310mm x 44mm	440mm x 310mm x 44mm

EnGenius Cloud Switches

Multi-Gigabit Switch					
					
Model Name	MGPlus 8 Full PoE	CloudSwitch MGPlus 8	CloudSwitch MGPlus 8 Full PoE	MGPlus 24 Full PoE	MGPlus 48 Full PoE
Model Number	ECS2510FP	ECS2512	ECS2512FP	ECS2528FP	ECS2552FP
Switch Class	Layer 2+	Layer 2+	Layer 2+	Layer 2+	Layer 2+
Gigabit Ethernet Ports	-	-	-	16	32
Multi-Gigabit Ethernet Ports	8x 2.5G	8x 2.5G	8x 2.5G	8x 2.5G	16x 2.5G
SFP Ports	-	-	-	-	-
SFP+ Ports	2	4	4	4	4
RJ45 Console Port	●	●	●	●	●
Form Factor	13" 1U	13" 1U	13" 1U	19" 1U	19" 1U
Power-over-Ethernet	802.3af/at	-	802.3af/at/bt	802.3af/at	802.3af/at
Total PoE Budget	240W	-	240W	410W	740W
PoE Capable Ports	Ports 1-8	-	Ports 1-8	Ports 1-24	Ports 1-48
Switching Capacity	80Gbps	120Gbps	120Gbps	152Gbps	224Gbps
Packet Forwarding Rate (Mpps)	59.52 Mpps	89.29 Mpps	89.29 Mpps	113.10 Mpps	166.67 Mpps
MAC Address Table	16K	16K	16K	16K	32K
Packet Buffer Memory	512KB	512KB	512KB	1.5MB	2MB
Full-load Power Consumption	270.47 Watts	23.52 Watts	299 Watts	499.85 Watts	913 Watts
PoE Extended Mode	-	-	-	●	●
PD Lifeguard	-	-	-	●	●
Continuous PoE Power	-	-	-	●	●
Dimensions	330mm x 230mm x 44mm	330mm x 230mm x 44mm	330mm x 230mm x 44mm	440mm x 260mm x 44mm	440mm x 310mm x 44mm

EnGenius Cloud Switches

Multi-Gigabit Switch					
					
Model Name	Aggregate 8XG	Aggregate 8XG Full PoE	Aggregate 12	MGLite 5	MGLite 8
Model Number	ECS5512	ECS5512FP	ECS5512F	ECS205L	ECS208L
Switch Class	Layer 2+	Layer 2+	Layer 2+	Websmart	Websmart
Gigabit Ethernet Ports	-	-	-	-	-
Multi-Gigabit Ethernet Ports	8x 10G	8x 10G	-	5 x 2.5G	8 x 2.5G
SFP Ports	-	-	-	-	-
SFP+ Ports	4	4	12	-	-
RJ45 Console Port	●	●	●	-	-
Form Factor	13" 1U	13" 1U	Half Rack	6.7" (desktop)	6.7" (desktop)
Power-over-Ethernet	-	802.3af/at/bt (up to 90W)	-	-	-
Total PoE Budget	-	410W	-	-	-
PoE Capable Ports	-	Ports 1-8	-	-	-
Switching Capacity	240Gbps	240Gbps	240Gbps	25Gbps	40Gbps
Packet Forwarding Rate (Mpps)	178.57 Mpps	178.57 Mpps	178.57 Mpps	18.6 Mpps	18.6 Mpps
MAC Address Table	32K	32K	32K	4K	4K
Packet Buffer Memory	2MB	2MB	2MB	1MB	1MB
Full-load Power Consumption	29.22 Watts	410.35 Watts	43.4 Watts	(TBD)	(TBD)
PoE Extended Mode	-	-	-	-	-
PD Lifeguard	-	-	-	-	-
Continuous PoE Power	-	-	-	-	-
Dimensions	330mm x 230mm x 44mm	330mm x 230mm x 44mm	210mm x 230mm x 44mm	170mm x 105mm x 27mm	170mm x 105mm x 27mm

Technical Specifications

Technical Specifications

Port Standards

ECS1008P/ECS1112FP/ECS1528/ECS1528T/
ECS1528P/ ECS1528FP/ECS1552/ECS1552P/
ECS1552FP

802.3 10Base-T Ethernet

802.3u 100Base-TX Ethernet

802.3ab 1000Base-T Ethernet

802.3x Full-Duplex Flow Control

ECS2510FP/ECS2512/ECS2512FP/ECS2528FP/
ECS2552FP/ECS5512/ECS5512FP/ECS5512F

802.3u 100Base-TX Ethernet

802.3ab 1000Base-T Ethernet

802.3bz 2.5G/5GBase-T Ethernet

802.3x Full-Duplex Flow Control

ECS205L/ECS208L

802.3u 100Base-TX Ethernet

802.3ab 1000Base-T Ethernet

802.3bz 2.5G/5GBase-T Ethernet

802.3x Full-Duplex Flow Control

Network Ports

ECS1008P

8 x 10/100/1000 Mbps Ports

ECS1112FP

10 x 10/100/1000 Mbps Ports + 2x SFP Ports

ECS1528/ECS1528T/ECS1528P/ECS1528FP

24 x 10/100/1000 Mbps Ports + 4x SFP+ Ports

ECS1552/ECS1552P/ECS1552FP

48 x 10/100/1000 Mbps Ports + 4x SFP+ Ports

ECS2510FP

8x100/1000/2500 Mbps Ports + 2x SFP Ports

ECS2512/ECS2512FP

8 x 100/1000/2500 Mbps Ports + 4x SFP+ Ports

ECS2528FP

16x10/100/1000 Mbps Ports + 4x SFP+ Ports

8x100/1000/2500 Mbps Ports

ECS2552FP

32x10/100/1000 Mbps Ports + 4x SFP+ Ports

16x100/1000/2500 Mbps Ports

ECS5512/ECS5512FP

8 x100/1000/2500/5000/10000 Mbps Ports + 4x
SFP+ Ports

ECS5512F

12x SFP+ Ports

ECS205L

5x100/1000/2500 Mbps Ports

ECS208L

8x100/1000/2500 Mbps Ports

Switching Capacity

ECS1008P

16 Gbps

ECS1112FP

24 Gbps

ECS1528/ECS1528T/ECS1528P/ECS1528FP

128 Gbps

ECS1552/ECS1552P/ECS1552FP

176 Gbps

ECS2510FP

80 Gbps

ECS2512/ECS2512FP

120 Gbps

ECS2528FP

152 Gbps

ECS2552FP

224 Gbps

ECS5512/ECS5512FP/ECS5512F

240 Gbps

ECS205L

25Gbps

ECS208L

40Gbps

SDRAM

ECS1008P/ECS1112FP

256MB

ECS1528/ECS1528T/ECS1528P/ECS1528FP/
ECS1552/ ECS1552P/ECS1552FP/ECS2510FP/
ECS2512/ECS2512FP/ECS2528FP/ECS2552FP/
ECS5512/ECS5512FP/ ECS5512F

512MB

Flash Memory

ECS1008P/ECS1112FP/ECS205L/ECS208L

32MB

ECS1528/ECS1528T/ECS1528P/ECS1528FP/
ECS1552/ ECS1552P/ECS1552FP/ECS2510FP/
ECS2512/ECS2512FP/ECS2528FP/ECS2552FP/
ECS5512/ECS5512FP/ ECS5512F

128MB

PoE Capable Ports

ECS1008P/ECS1112P/ECS2510FP

Ports1-8 (802.3af/at)

ECS2512FP

Ports1-8 (802.3af/at/bt)

ECS1528/ECS1528T/ECS1528P/ECS1528FP/
ECS2528FP

Ports 1-24 (802.3af/at)

ECS1552P/ECS1552FP/ECS2552FP

Ports 1-48 (802.3af/at)

ECS5512FP

Ports 1-8 (up to 90W)

Total PoE Budget

ECS1008P

55W

ECS1112FP

130W

ECS1528P/ECS2510FP/ECS2512FP

240W

ECS1528FP/ECS1552P/ECS2528FP/ECS5512FP

410W

ECS1552FP/ECS2552FP

740W

Power Source

ECS1008P/ECS1112FP/ECS1528/ECS1528T/
ECS1528P/ECS1528FP/ECS1552/ECS1552P/
ECS1552FP/ECS2510FP/ECS2512/ECS2512FP/
ECS2528FP/ECS2552FP/ECS5512/ECS5512FP/
ECS5512F/ECS205L/ECS208L

100 ~ 240VAC, 50/60Hz

Physical Interface

System Indicators

ECS1008P/ECS1112FP/ECS1528P/ECS1528FP/
ECS1552P/ECS1552FP/ECS2510FP/ECS-
2512FP/ECS2528FP/ECS2552FP/ECS5512FP

Power LED

Fault LED

PoE Max LED

LAN Mode LED

PoE Mode LED

ECS1528/ECS1528T/ECS1552/ECS2512/
ECS5512/ECS5512F

Power LED

Fault LED

ECS205L/ ECS208L

Power LED

Port Indicators

ECS1008P

Link/Activity/Speed (per Ethernet port)

ECS1112FP/ECS1528/ECS1528T/ECS1528P/
ECS1528FP/ECS1552/ECS1552P/ECS1552FP/
ECS2510FP/ECS2512/ECS2512FP/ECS2528FP/
ECS2552FP/ECS5512/ECS5512FP

Link/Activity/Speed (per Ethernet port)

Link/Activity/Speed (per SFP slot)

ECS5512F

Link/Activity/Speed (per SFP slot)

ECS205L/ECS208L

Link/Activity/Speed (per Ethernet port)

Software Features(L3 Feature)

Multiple IP Interface

ECS1008P/ECS1112FP/ECS1528/ECS1528T/
ECS1528P/ECS1528FP/ECS1552/ECS1552P/
ECS1552FP/ECS2510FP/ECS2512/ECS2512FP/
ECS2528FP/ECS2552FP/ECS5512/ECS5512FP/
ECS5512F

20 IPv6 address

ARP Table

Technical Specifications

ECS1008P/ECS1112FP/ECS1528/ECS1528T/ ECS1528P/ECS1528FP/ECS1552/ECS1552P/ ECS1552FP/ECS2510FP/ECS2512/ECS2512FP/ ECS2528FP/ECS2552FP/ECS5512/ECS5512FP/ ECS5512F
Max. 192 ARP entries
IPv4 Static Route
ECS1008P/ECS1112FP/ECS1528/ECS1528T/ ECS1528P/ECS1528FP/ECS1552/ECS1552P/ ECS1552FP/ECS2510FP/ECS2512/ECS2512FP/ ECS2528FP/ECS2552FP/ECS5512/ECS5512FP/ ECS5512F
Max. 63 entries
IPv6 Static Route
ECS1008P/ECS1112FP/ECS1528/ECS1528T/ ECS1528P/ECS1528FP/ECS1552/ECS1552P/ ECS1552FP/ECS2510FP/ECS2512/ECS2512FP/ ECS2528FP/ECS2552FP/ECS5512/ECS5512FP/ ECS5512F
Max. 21 entries
Software Features(L2 Feature)
Network Management
ECS1008P/ECS1112FP/ECS1528/ECS1528T/ ECS1528P/ECS1528FP/ECS1552/ECS1552P/ ECS1552FP/ECS2510FP/ECS2512/ECS2512FP/ ECS2528FP/ECS2552FP/ECS5512/ECS5512FP/ ECS5512F/ECS205L/ ECS208L
EnGenius Cloud
Local Web GUI
MAC Address Table
ECS1008P/ECS1112FP
8K
ECS1528/ECS1528T/ECS1528P/ECS1528FP/ ECS2510FP/ECS2512/ECS2528FP
16K
ECS1552/ECS1552P/ECS1552FP/ECS2512FP/ ECS2552FP/ECS5512/ECS5512FP/ECS5512F
32K
ECS205L/ ECS208L
4K
Jumbo Frame
ECS1008P/ECS1112FP/ECS1528/ECS1528T/ ECS1528P/ECS1528FP/ECS1552/ECS1552P/ ECS1552FP/ECS2510FP/ECS2512/ECS2512FP/ ECS2528FP/ECS2552FP/ECS5512/ECS5512FP/ ECS5512F
10k
ECS205L/ ECS208L
12K
Multicast Group
ECS1008P/ECS1112FP/ECS1528/ECS1528T/ ECS1528P/ECS1528FP/ECS1552/ECS1552P/ ECS1552FP/ECS2510FP/ECS2512/ECS2512FP/ ECS2528FP/ECS2552FP/ECS5512/ECS5512FP/ ECS5512F
Max 256 groups
ECS205L/ ECS208L
8

MLD Snooping
ECS1008P/ECS1112FP/ECS1528/ECS1528T/ ECS1528P/ECS1528FP/ECS1552/ECS1552P/ ECS1552FP/ECS2510FP/ECS2512/ECS2512FP/ ECS2528FP/ECS2552FP/ECS5512/ECS5512FP/ ECS5512F
1x Rack Mount Kit
QoS-number of Priority Queues Supported
ECS1008P/ECS1112FP/ECS1528/ECS1528T/ ECS1528P/ECS1528FP/ECS1552/ECS1552P/ ECS1552FP/ECS2510FP/ECS2512/ECS2512FP/ ECS2528FP/ECS2552FP/ECS5512/ECS5512FP/ ECS5512F
Queue 8
ECS205L/ ECS208L
8
QoS Trust Mode
ECS1008P/ECS1112FP/ECS1528/ECS1528T/ ECS1528P/ECS1528FP/ECS1552/ECS1552P/ ECS1552FP/ECS2510FP/ECS2512/ECS2512FP/ ECS2528FP/ECS2552FP/ECS5512/ECS5512FP/ ECS5512F/ECS205L/ ECS208L
Cos/802.1p
DSCP
CoS/802.1p-DSCP
Scheduling Mechanism
ECS1008P/ECS1112FP/ECS1528/ECS1528T/ ECS1528P/ECS1528FP/ECS1552/ECS1552P/ ECS1552FP/ECS2510FP/ECS2512/ECS2512FP/ ECS2528FP/ECS2552FP/ECS5512/ECS5512FP/ ECS5512F/ECS205L/ ECS208L
Strict / WRR/ Strict + WRR
Bandwidth Control
ECS1008P/ECS1112FP/ECS1528/ECS1528T/ ECS1528P/ECS1528FP/ECS1552/ECS1552P/ ECS1552FP/ECS2510FP/ECS2512/ECS2512FP/ ECS2528FP/ECS2552FP/ECS5512/ECS5512FP/ ECS5512F/ECS205L/ ECS208L
Port-based bandwidth control (Ingress/Egress)
Port Security
ECS1008P/ECS1112FP/ECS1528/ECS1528T/ ECS1528P/ECS1528FP/ECS1552/ECS1552P/ ECS1552FP/ECS2510FP/ECS2512/ECS2512FP/ ECS2528FP/ECS2552FP/ECS5512/ECS5512FP/ ECS5512F
Max. 256 Entries
Access Control List (ACL)
ECS1008P/ECS1112FP/ECS1528/ECS1528T/ ECS1528P/ECS1528FP/ECS1552/ECS1552P/ ECS1552FP/ECS2510FP/ECS2512/ECS2512FP/ ECS2528FP/ECS2552FP/ECS5512/ECS5512FP/ ECS5512F
MAC Based ACL
IPv4/IPv6 Based ACL
ACL Binding
Web Graphical User Interface(GUI)

ECS1008P/ECS1112FP/ECS1528/ECS1528T/ ECS1528P/ECS1528FP/ECS1552/ECS1552P/ ECS1552FP/ECS2510FP/ECS2512/ECS2512FP/ ECS2528FP/ECS2552FP/ECS5512/ECS5512FP/ ECS5512F
HTTP IPv4 / IPv6
HTTPS IPv4 / IPv6
ECS205L/ ECS208L
HTTP IPv4
HTTPS IPv4
SNMP
ECS1008P/ECS1112FP/ECS1528/ECS1528T/ ECS1528P/ECS1528FP/ECS1552/ECS1552P/ ECS1552FP/ECS2510FP/ECS2512/ECS2512FP/ ECS2528FP/ECS2552FP/ECS5512/ECS5512FP/ ECS5512F
SNMP v1/v2c/v3 Support
RMON
ECS1008P/ECS1112FP/ECS1528/ECS1528T/ ECS1528P/ECS1528FP/ECS1552/ECS1552P/ ECS1552FP/ECS2510FP/ECS2512/ECS2512FP/ ECS2528FP/ECS2552FP/ECS5512/ECS5512FP/ ECS5512F RMON 1,2,3,9
System Time
ECS1008P/ECS1112FP/ECS1528/ECS1528T/ ECS1528P/ECS1528FP/ECS1552/ECS1552P/ ECS1552FP/ECS2510FP/ECS2512/ECS2512FP/ ECS2528FP/ECS2552FP/ECS5512/ECS5512FP/ ECS5512F/ECS205L/ ECS208L
Time Setting/Daylight saving
Common L2 Features
ECS1008P/ECS1112FP/ECS1528/ECS1528T/ ECS1528P/ECS1528FP/ECS1552/ECS1552P/ ECS1552FP/ECS2510FP/ECS2512/ECS2512FP/ ECS2528FP/ECS2552FP/ECS5512/ECS5512FP/ ECS5512F
802.1D Spanning tree
802.1w Rapid Spanning Tree
802.1S Rapid Spanning Tree
Loopback Detection
Multicast Filtering
IGMP Snooping
802.1Q VLAN tagging
802.3x flow control
802.3ad Link Aggregation
IPv4 DHCP Relay
IPv4 DHCP Snooping
IPv4 DHCP Snooping Source MAC Address Check-up
ARP Packet Validation (additional validation checks)
Voice VLAN
Port-based VLAN
CoS Mapping
802. 1X Radius Authentication Protocol
IPv4 Settings/IPv6 Settings
IEEE 802. 3az Energy Efficient Ethernet (EEE)
Command Line Interface (CLI)
SSH Server

Technical Specifications

Telnet Server
TFTP Client
Configuration Upgrade/ Backup
Simple Network Time Protocol (SNTP)
SYSLOG
Broadcast/Unknown Multicast/Unknown Unicast Storm Control

ECS205L/ ECS208L
802.1w Rapid Spanning Tree
Multicast Filitering
IGMP Snooping
802.1Q VLAN tagging
802.3x flow control
Voice VLAN
Port-based VLAN
CoS Mapping
IPv4 Settings
Configuration Upgrade/ Backup
Simple Network Time Protocol (SNTP)
SYSLOG
Broadcast/Unknown Multicast/Unknown Unicast Storm Control

Environmental & Physical

Temperature Range

ECS1008P/ ECS205L/ ECS208L
Operating: 32°F to 104°F (0°C to 40°C)
ECS1112FP/ECS1528/ECS1528T/ECS1528P/ ECS1528FP/ECS1552/ECS1552P/ECS1552FP/ ECS2510FP/ECS2512/ECS2512FP/ECS2528FP/ ECS2552FP/ECS5512/ECS5512FP/ECS5512F
Operating: 32°F to 122°F (0°C to 50°C)

Humidity (Non-Condensing)

ECS1008P/ECS1112FP/ECS1528/ECS1528T/ ECS1528FP/ECS1528FP/ECS1552/ECS1552P/ ECS1552FP/ECS2510FP/ECS2512/ECS2512FP/ ECS2528FP/ECS2552FP/ECS5512/ECS5512FP/ ECS5512F/ ECS205L/ ECS208L
Operating: 5% - 95%

Device Dimensions & Weight

Package Contents

ECS1008P
1x Cloud Managed Gigabit Switch
1x Product Card
1x Power Adapter
1x Power Cord
1x Wall Mount Kit
1x Ground Screw Set
ECS1112FP/ECS1528/ECS1528T/ECS1528P/ ECS1528FP/ECS1552/ECS1552P/ECS1552FP/ ECS2510FP/ECS2512/ECS2512FP/ECS2528FP/ ECS2552FP/ECS5512/ECS5512FP/ECS5512F
1x Cloud Managed Gigabit Switch
1x Product Card
1x Power Cord
1x RJ45 Console Cable
1x Rack Mount Kit

ECS205L/ ECS208L
1x Cloud Managed Switch
1x Product Card
1x Power Adapter
1x Wall Mount Kit
1x Rubber Feet Cushion

Device Dimensions & Weights

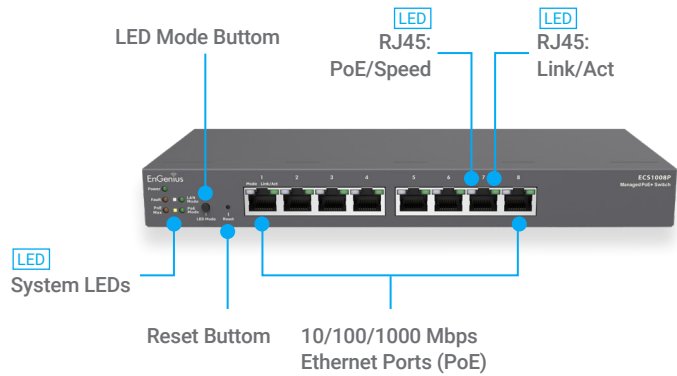
ECS1008P
Weight: 0.6 kg
Width: 105 mm
Length: 240 mm
Height: 27 mm
ECS1112FP/ECS1528T
Weight: 1.9 kg
Width: 330 mm
Length: 230 mm
Height: 44 mm
ECSECS1528
Weight: 1.9 kg
Width: 200 mm
Length: 440 mm
Height: 44 mm
ECS1528P/ECS1528FP/ECS1552/ECS2528FP
Weight: 4.7 kg
Width: 260 mm
Length: 440 mm
Height: 44 mm

ECS1552P
Weight: 3.9 kg
Width: 440 mm
Depth: 310 mm
Height: 44 mm
ECS1552FP
Weight: 4.76 kg
Width: 440 mm
Length: 310 mm
Height: 44 mm
ECS2552FP
Weight: 5.9 kg
Width: 310 mm
Length: 440 mm
Height: 44 mm
ECS2510FP/ECS2512/ECS2512FP/ECS5512/ ECS5512FP
Weight: 2.6 kg
Width: 230 mm
Length: 330 mm
Height: 44 mm
ECS5512F
Weight: 1.39 kg
Width: 210 mm
Length: 230 mm
Height: 44 mm
ECS205L/ ECS208L
Weight: (TBD)
Length: 9.45" (170 mm)
Width: 4.13" (105 mm)
Height: 1.06" (27 mm)

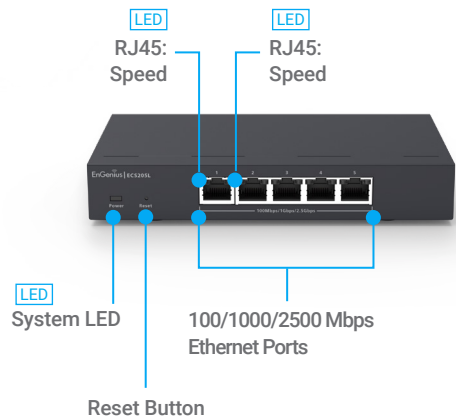
Product Views

Desktop

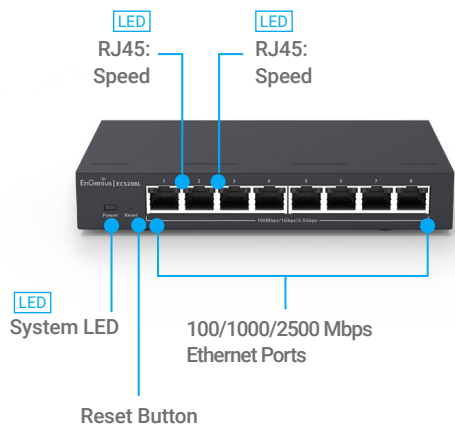
CloudSwitch L2Plus 8 PoE
(ECS1008P)



CloudSwitch MGLite 5
(ECS205L)



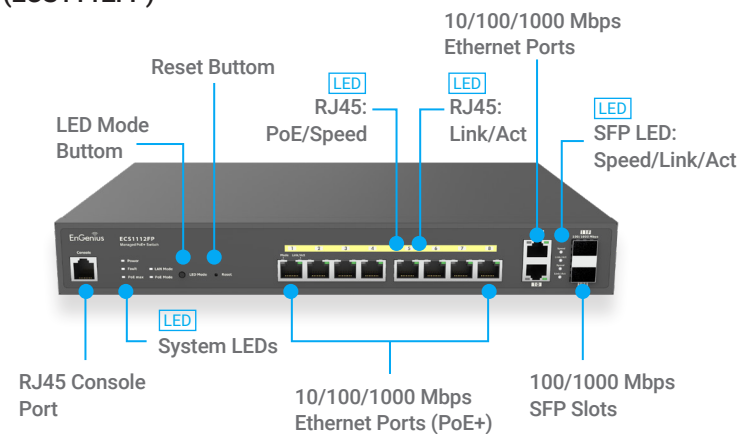
CloudSwitch MGLite 8
(ECS208L)



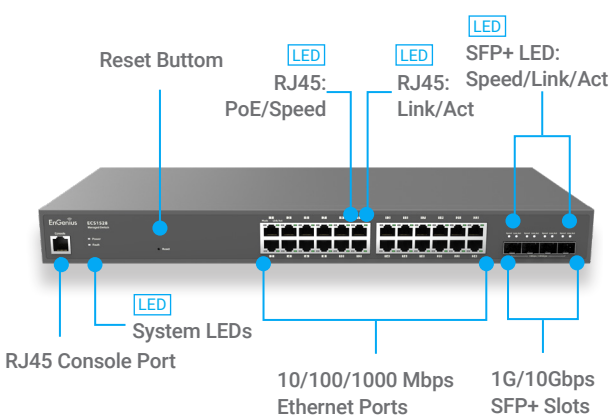
Product Views

Rackmount

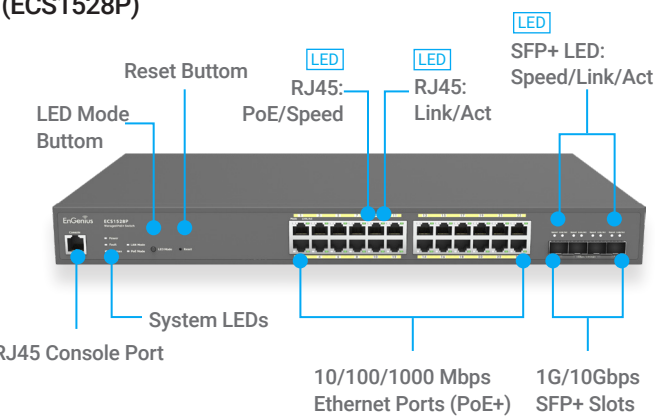
CloudSwitch L2Plus 8 Full PoE
(ECS112FP)



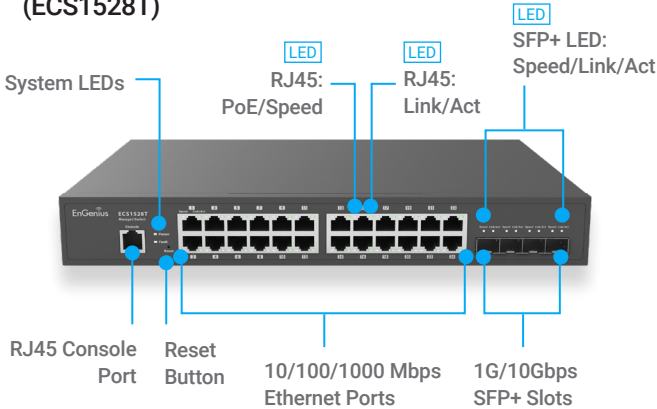
ECS1528



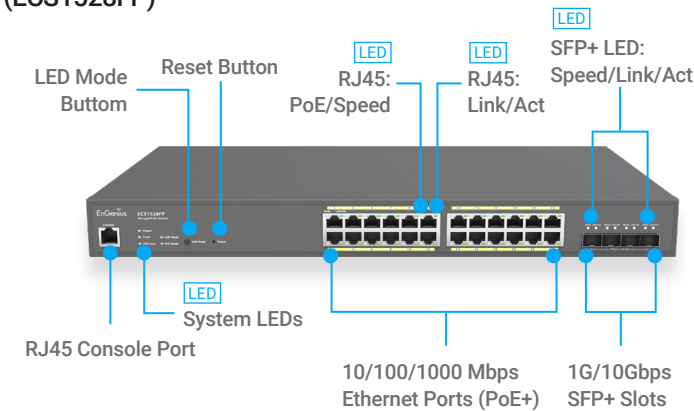
CloudSwitch L2Plus 24 PoE
(ECS1528P)



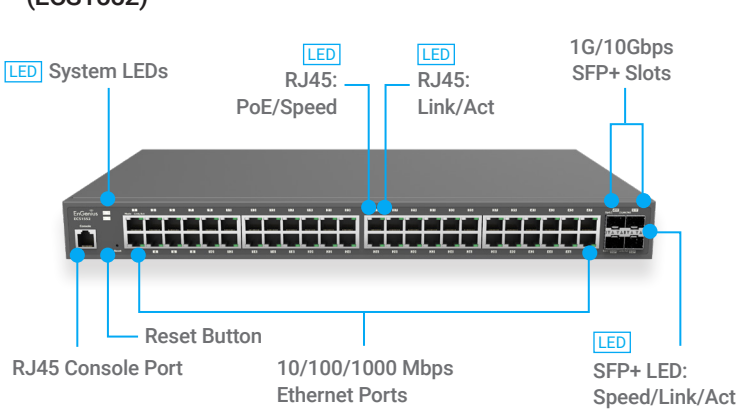
CloudSwitch L2Plus 24
(ECS1528T)



CloudSwitch L2Plus 24 Full PoE
(ECS1528FP)



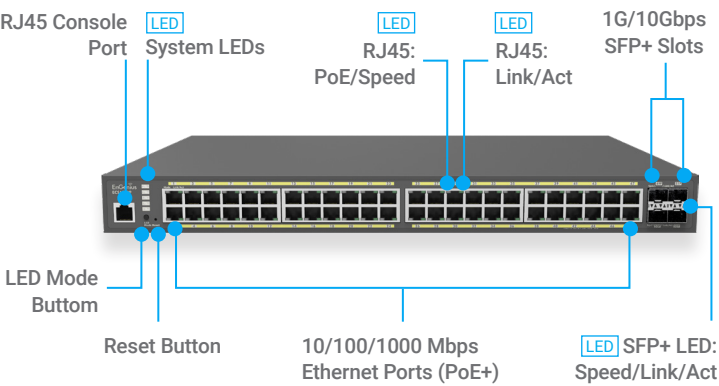
CloudSwitch L2Plus 48
(ECS1552)



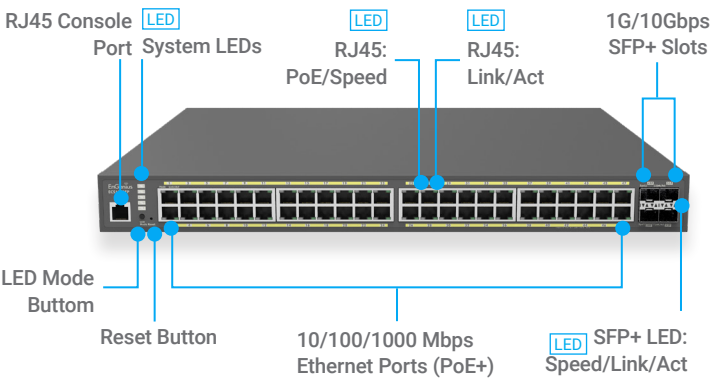
Product Views

Rackmount

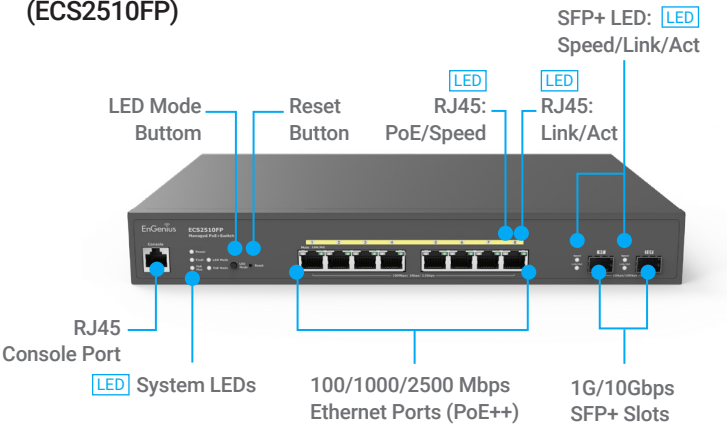
CloudSwitch L2Plus 48 PoE
(ECS1552P)



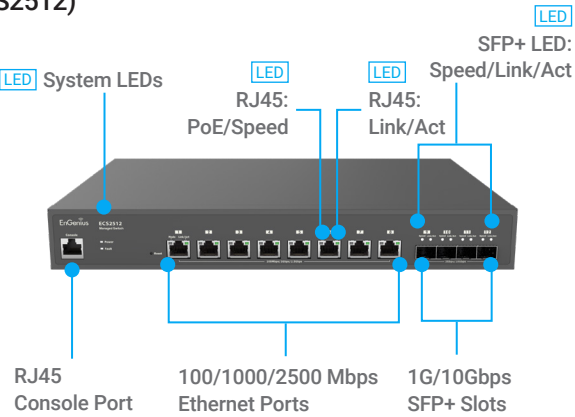
CloudSwitch L2Plus 48 Full PoE
(ECS1552FP)



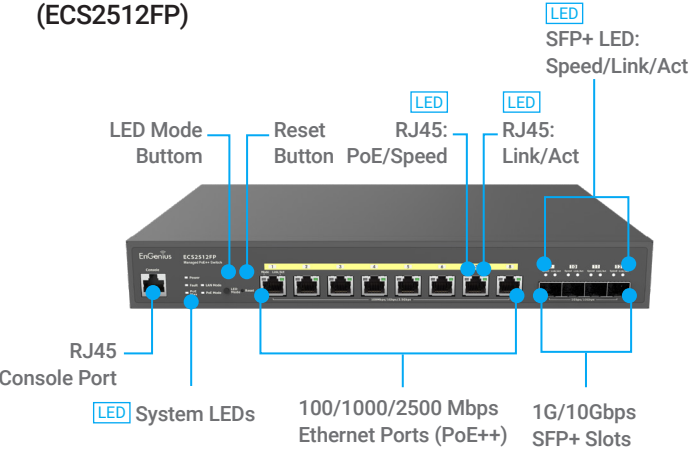
CloudSwitch MGPlus 8 Full PoE
(ECS2510FP)



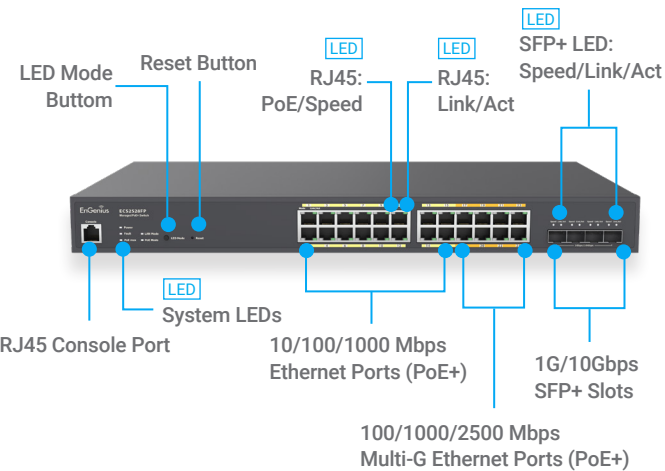
CloudSwitch MGPlus 8
(ECS2512)



CloudSwitch MGPlus 8 Full PoE
(ECS2512FP)



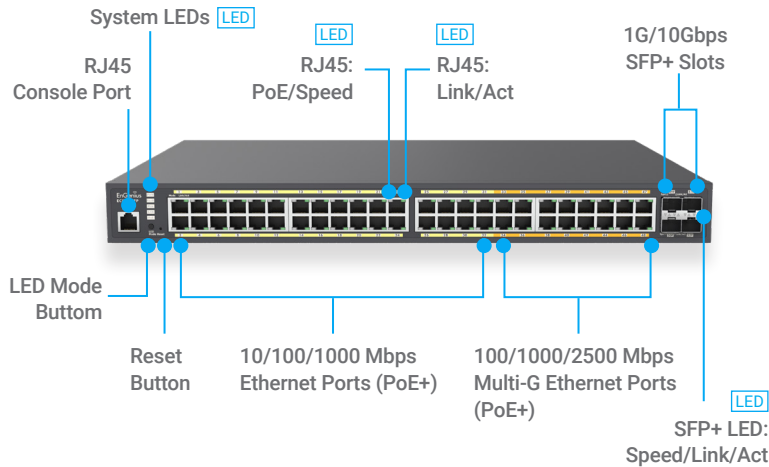
CloudSwitch MGPlus 24 Full PoE
(ECS2528FP)



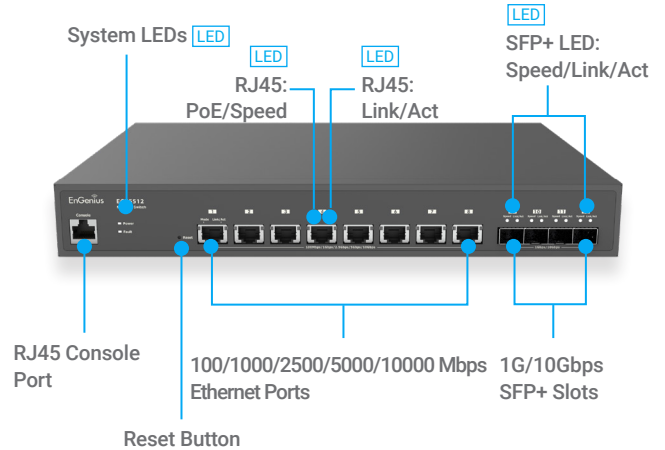
Product Views

Rackmount

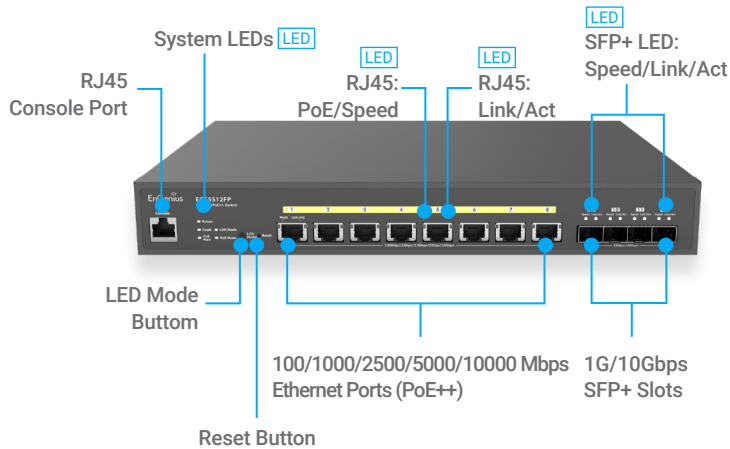
CloudSwitch MGPlus 48 Full PoE (ECS2552FP)



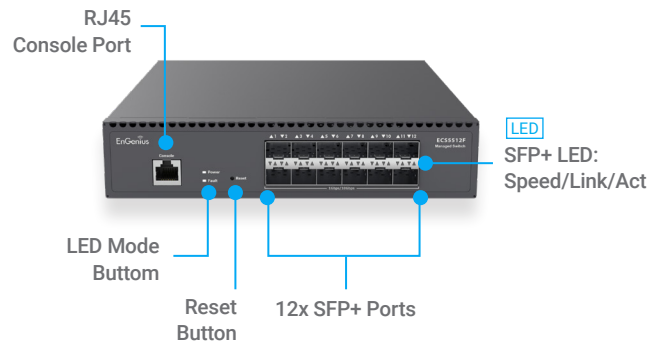
CloudSwitch Aggregate 8XG (ECS5512)



CloudSwitch Aggregate 8XG Full PoE (ECS5512FP)



CloudSwitch Aggregate 12 (ECS5512F)



EnGenius Technologies | Costa Mesa, California, USA

Email: support@engeniustech.com

Website: www.engeniustech.com

Local contact: (+1) 714 432 8668

EnGenius Networks Singapore Pte Ltd. | Singapore

Email: techsupport@engeniustech.com.sg

Website: www.engeniustech.com/apac/

Local contact: (+65) 6227 1088

EnGenius Technologies Canada | Ontario, Canada

Email: support@engeniustech.com

Website: www.engeniustech.com

Local contact: (+1) 905 940 8181

EnGenius Networks Dubai | Dubai, UAE

Email: support@engeniustech.com

Website: www.engeniustech.com/apac/

Local contact: (+971) 4 339 1227

EnGenius Networks Europe B.V. | Eindhoven, Netherlands

Email: support@engeniustech.com

Website: www.engeniustech.com/eu/

Local contact: (+31) 40 8200 887

恩碩科技股份有限公司 | Taiwan, R.O.C.

Email: sales@engeniustech.com.tw

Website: www.engeniustech.com/tw/

Local contact: (+886) 933 250 628